

# OPTIMIZE WINDOWS\* 10 PRODUCTIVITY WITH NEW PCs

Give your users the multitasking power they need to maximize productivity by migrating to Microsoft\* Windows\* 10 on 8th Gen Intel® Core™ vPro™ processor-based PCs.

## HIDDEN COSTS IN OLDER PCs


**1** workday each year is lost waiting for a 4-year-old computer to boot up<sup>1</sup>

**42** productive work hours are lost each year because of repairs<sup>2</sup>

**4+** year-old PCs degrade performance when running multiple applications<sup>3</sup>

## MAINTAIN PRODUCTIVITY WITH NEW PCs

8th Gen Intel® Core™ vPro™ processors and Windows\* 10 provide:




**UP TO 80%**

better overall performance than a 4-year-old PC running Windows\* 10<sup>4</sup>



**UP TO 40%**

faster data analysis than a 4-year-old PC running Windows\* 10<sup>5</sup>



**UP TO 2.1X**


better multitasking than a 4-year-old PC running Windows\* 10<sup>6</sup>

## REFRESH YOUR PCs TODAY

Maximize productivity with your Windows\* 10 migration while refreshing to computers powered by Intel® Core™ vPro™ processors.

[Refresh Now >](#)

 Windows 10 Pro



<sup>1</sup> Statistics from a 2018 web-based survey of 1,020 small business owners (in U.S. Australia, India, China, and Japan), commissioned by Intel and conducted by J. Gold Associates, LLC, to assess the challenges and costs of using older PCs.

<sup>2,3</sup> Study conducted by Techaisle with 736 small businesses in six countries, April 2014.

<sup>4</sup> SYSmark\* 2014 SE is a benchmark from the BAPCo\* consortium that measures the performance of Windows\* platforms. SYSmark 2014 SE tests four usage scenarios: Office Productivity, Media Creation, Data/Financial Analysis, and Responsiveness. SYSmark contains real applications from Independent Software Vendors such as Microsoft\* and Adobe\*.

<sup>5</sup> Measures the time to load, query, calculate statistics, and draw 6 charts from a different local data source containing 2.2 million sales records.

<sup>6</sup> Slack is open in the background while a 2.28 MB Microsoft\* PowerPoint.ppt presentation is exported as a 1920x1080 H.264 .mp4 video presentation. While the video presentation is being created 1) a 6.49 MB 844-page, Microsoft Word .docx document is converted to a 7.98 MB PDF file and 2) a 70.4 MB, Microsoft Excel .xlsm macro-enabled worksheet that is recalculated.

Systems Measured

<sup>4,5,6</sup> NEW: Intel® Core™ i7-8650U (Intel Reference Platform), 15W, 4C8T, Turbo up to 4.2GHz, Memory: 2x4GB DDR4-2400, Storage: Intel® 6000p SSD, Graphics: Intel® UHD Graphics 620, BIOS version 117.07 with MCU 0x84, OS: Windows\* 10 (version 10.0.16299.192) 4-YEAR-OLD: Intel® Core™ i7-4600U (Intel Reference Platform), 15W, 2C4T, Turbo up to 3.3GHz, Memory: 2x4GB DDR3-1600, Storage: Intel 540s SSD, Graphics: Intel® HD Graphics 4400, BIOS version 139 with MCU 0x23, OS: Windows\* 10 (version 10.0.16299.192)

Software and workloads used in performance tests may have been optimized for performance only on Intel microprocessors. Performance tests, such as SYSmark\* and MobileMark\*, are measured using specific computer systems, components, software, operations, and functions. Any change to any of those factors may cause the results to vary. You should consult other information and performance tests to assist you in fully evaluating your contemplated purchases, including the performance of that product when combined with other products. For more complete information, visit [www.intel.com/benchmarks](http://www.intel.com/benchmarks). The benchmark results reported above may need to be revised as additional testing is conducted. The results depend on the specific platform configurations and workloads utilized in the testing, and may not be applicable to any particular user's components, computer system, or workloads. The results are not necessarily representative of other benchmarks, and other benchmark results may show greater or lesser impact from mitigations.

Intel technologies' features and benefits depend on system configuration and may require enabled hardware, software, or service activation. Performance varies depending on system configuration. **No computer system can be absolutely secure.** Check with your system manufacturer or retailer, or learn more at [intel.com](http://intel.com).

\*Other names and brands may be claimed as the property of others.

Intel, the Intel logo, Intel Core, and Intel vPro are trademarks of Intel Corporation and its subsidiaries in the U.S. and/or other countries.

© Intel Corporation.